



Rapide+

Affordable, easy to install, kitchens to go



GUARANTEE
ON ALL RANGES



QUICK AND EASY
TO INSTALL

Rapide+

The **Rapide+** new and improved kitchen range features adjustable legs on all base units and deeper wall units as standard.

Each unit is available in a **one-box** package with everything you need, including handles and, because it is an in-stock range, you can **take your kitchen home today**. To help you find the units you need in store each range is colour coded.

Available in a wide range of unit sizes **Rapide+** kitchens are **easy to plan** and **quick to install**. For your added peace of mind all kitchens come with a **five year guarantee**.

ABOUT OUR CABINETS



- 1 15mm white MFC cabinet**
Creates a strong, rigid unit with a clean white interior.
- 2 Confirmat screw construction**
Simple and strong construction.
- 3 65mm service gap**
Enables pipes to be hidden and maximises storage space.
- 4 Three alternative shelf positions**
Maximise space by tailoring storage. Strong metal supports.
- 5 3-way adjustable metal hinges**
Door can be perfectly aligned quickly and easily.
- 6 Fully adjustable base unit legs**
Cabinets can be easily adjusted for uneven floors.

- 7 Optional colour co-ordinated replacement end panels**
Quick and easy to replace. End panels match the colour of the doors. (Not required in Lucerne).
- 8 Metal sided drawer box with 15mm MFC bottom and back**
Smooth runner action and very strong. (Can hold up to 25kg).
- 9 Four way drawer fascia adjustment**
Quick and easy to align fascia during installation.
- 10 Fully adjustable wall hanging brackets**
Provides a strong fixing method and enables the cabinet to be perfectly aligned during installation.
- 11 726mm high wall unit and 307mm deep cabinet excluding doors.**
New improved specification with increased storage capacity.

One-box product

Our kitchens are supplied flat pack in one box with colour coded labels for quick range identity.

Look out for your chosen kitchen in store



UPGRADE AVAILABLE...

An upgrade to soft close doors is available throughout the range.

2



GUARANTEE
ON ALL RANGES



QUICK AND EASY
TO INSTALL

Adjustable legs
now available

NEW
RANGE



Slab style door in a
cream high gloss finish.


Stainless steel effect bar
handles are included.



AVAILABLE
WITH GLASS
WALL UNIT

MONACO

Look for this colour box label when
shopping for the Monaco range



Slab style door in a **black** high gloss finish.


Stainless steel effect bar handles are included.



AVAILABLE WITH GLASS WALL UNIT

LUXOR

Look for this colour box label when shopping for the Luxor range



NEW
RANGE




Shaker style door in a
soft cream finish.

Stainless steel effect bar
handles are included.



POSITANO

Look for this colour box label when
shopping for the Positano range



Slab style door in a **maple** effect finish with PVC edging.

Tubular satin nickel effect handles are included.

AMALFI

Look for this colour box label when shopping for the Amalfi range





Shaker style door in a **walnut** effect finish.

Square aluminium effect handles are included.



BUCKINGHAM

Look for this colour box label when shopping for the Buckingham range



Slab style door in a **gloss white** finish.

Satin nickel effect bar handles are included.



AVAILABLE WITH GLASS WALL UNIT

FAIRMONT

Look for this colour box label when shopping for the Fairmont range





Shaker style door in a **natural oak** effect finish.

Tubular satin nickel effect D handles are included.



AVAILABLE WITH GLASS WALL UNIT

LINSLADE

Look for this colour box label when shopping for the Linslade range



Shaker style door in a **maple** effect finish.

Stainless steel effect bar handles are included.



AVAILABLE WITH GLASS WALL UNIT

MARLOW

Look for this colour box label when shopping for the Marlow range



Slab style door in a **walnut** effect finish with PVC edging.

Satin nickel effect arch handles are included.

ROCHELLE

Look for this colour box label when shopping for the Rochelle range



Slab style door in **white** hardware finish.

Aluminium integral handles.

LUCERNE

Look for this colour box label when shopping for the Lucerne range



Slab style door in a horizontal grain **natural oak** effect finish with PVC edging.

Stainless steel tubular D handles are included.

BELGRAVIA

Look for this colour box label when shopping for the Belgravia range




Rapide+

Affordable, easy to install, kitchens to go



MONACO



LUXOR



POSITANO



AMALFI



BUCKINGHAM



FAIRMONT



LINSLADE



MARLOW



ROCHELLE



LUCERNE



BELGRAVIA

With careful installation and proper care, your Rapide furniture will give you years of trouble-free service. However, in the unlikely event of any defects arising in the first five years, due to faulty manufacture or materials, Gower guarantees to repair or replace the faulty components provided they have not been subject to any form of maltreatment. This guarantee does not affect your statutory rights. In the interest of continuing design development and product improvement, Gower reserves the right to amend or adjust specifications without prior notice. Colours shown are as accurate as the printing process will allow. Wood is a natural material with an endless variety of texture and grain. Variations evident on installation should diminish over a period of time when a pleasant uniformity should emerge.

01/10

Gower Furniture Ltd, Holmfield Industrial Estate, Halifax, West Yorkshire HX2 9TN
Tel: 01422 232200 Fax: 01422 243988

www.gower-kitchens.co.uk



GUARANTEE ON ALL RANGES



QUICK AND EASY TO INSTALL